

# Control Console C1



We designed the control console C1 to give our customers the maximum freedom of design and configuration options. The design has paid attention to a compact format, which can be extended with additional modules. The modular design allows individual assembly with joysticks, displays and command devices. The Control Console C1 is thus able to adapt perfectly to your product and your branding.



reddot winner 2020  
industrial design

Standard colour:  
Housing bottom part: anthracite RAL 7016  
Housing upper part: light grey RAL 7035  
Insert plate: anthracite RAL 7016



## Technical data:

Operation temperature -40°C to +85°C  
Horizontal adjustment +/- 30 mm

		Example												
		C1	-1	-1	-1	-0	USB	-L1	/	V27	/	KLS	/	X
<b>Control Console</b>														
C1	160 x 520 mm													
<b>Insert plate</b>														
1	Insert plate variant 1													
2	Insert plate variant 2													
<b>Colour housing upper part</b>														
1	Light grey RAL 7035													
X	Desired colour (on request!)													
<b>Colour decor stripes</b>														
1	Red													
X	Desired colour (on request!)													
<b>Illumination decor stripes and logo</b>														
0	No illumination													
1	RGB-illumination left													
2	RGB-illumination right													
3	RGB-illumination left + right													
<b>Attachments</b>														
USB	USB-plugin socket 2-fold, 2 x 2,5 A													
L1	Logo left													
L2	Logo right													
<b>Mounting for equipment boxes</b>														
V	Multi-axis Controller (see page 1)													
S	Single-axis Controller (see page 101)													
D	Double-handle Controller (see page 80)													
N	Control-switch (see page 142)													
...	More command and indicating devices (see page 218)													
<b>Wiring</b>														
KLS	On connector or joystick per core													
KLK	One side on cable per core													
<b>Special model</b>														
X	Special / customer specified													

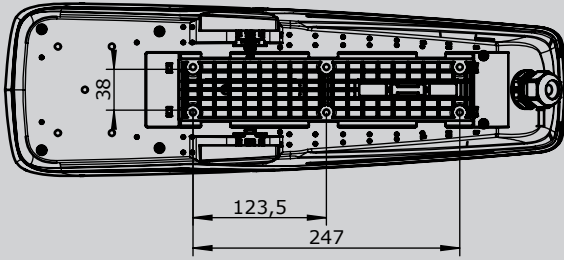
Technical details may vary based on configuration or application! Technical data subject to change without notice!

# Control Console

C1

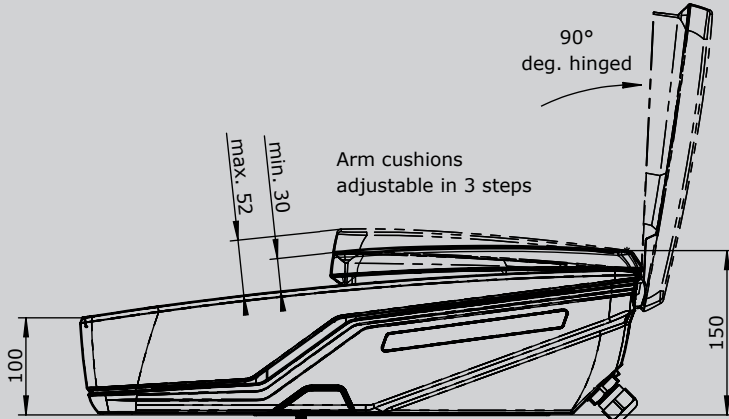


Horizontal adjustment  
30 ← → 30

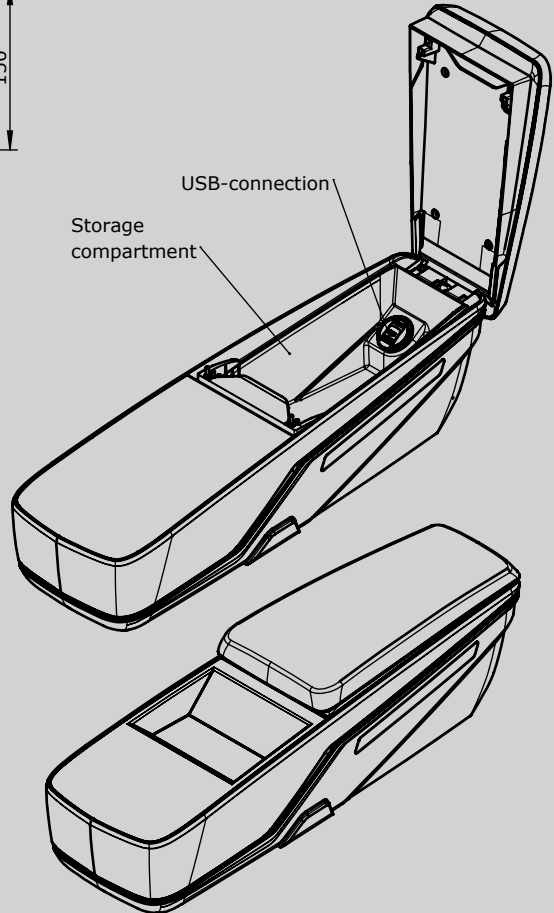


90°  
deg. hinged

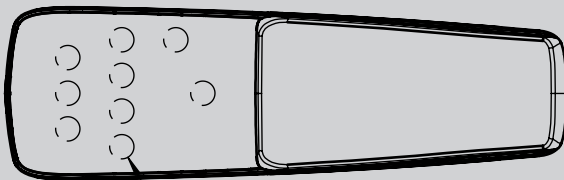
Arm cushions  
adjustable in 3 steps  
min. 30  
max. 52



USB-connection  
Storage compartment

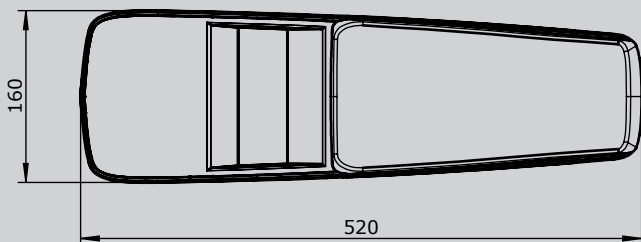


Variant 1: flat insert



Positioning of devices on  
customer request

Variant 2: inlay with deepening



Technical details may vary based on configuration or application! Technical data subject to change without notice!

