# Palm Grip

## B30

The Palm Grip B30 has different equipment options for many requirements. It is compatible with our Multi-axis Controller or mounted on Hydraulic Drives. The Palm Grip has a highly flexible single wire (0,1 mm², 450 mm long). The mounting piece for the drive rod can be supplied with a tapped hole 12 mm (standard) or 10 mm.

**Technical data**

| | |
|---|---|
| Operating temperature | -40°C to +85°C |
| Degree of protection | Control element up to IP67 |
| Contact complement | 1,5A 24 V DC 13 (*1 0,1A 24 V DC13) |

2

*Example*

| | | B30 | -2D | W | SR | SE | S12 | H13 | -X |
|---|---|---|---|---|---|---|---|---|---|
| **Basic unit** | | | | | | | | | |
| B30 | Palm Grip | | | | | | | | |
| **Digital actuating element** | | | | | | | | | |
| D | Push Button KDA21 *1 | | | | | | | | |
| | Colour: red, black, yellow, green, blue, white, orange | | | | | | | | |
| HD | Hall-push Button *(see page 167)* | | | | | | | | |
| W | Rocker switch momentary (T) or maintained (R), colours: red, black, yellow, blue, white<br>Mechanical functions: T-0-T, 0-T, R-0-T, R-0-R, 0-R, R-R | | | | | | | | |
| SR | Sliding switch R-O-R | | | | | | | | |
| ST | Sliding switch T-0-T | | | | | | | | |
| SE | Sensor Button capacitive with external control electronics | | | | | | | | |
| S | Sensor Button capacitive without external control electronics | | | | | | | | |
| | (Consistent with V85 / VV85 with interface E1xx to E6xx, E907 and V25/V27 with interfaces E3xx + E4xx) | | | | | | | | |
| **Analog actuating element** | | | | | | | | | |
| S12 | Hall-Thumb rocker *(see page 108)* | | | | | | | | |
| | Output 0,5...2,5...4,5 V inverse dual | | | | | | | | |
| V21 | Hall-Minijoystick *(see page 53)* | | | | | | | | |
| | Output 0,5...2,5...4,5 V inverse dual | | | | | | | | |
| HK | Hall-cross Switch *(see page 164)* | | | | | | | | |
| H13 | Hall-Rotary Grip | | | | | | | | |
| | Output 0,5...2,5...4,5 V inverse dual | | | | | | | | |
| **Special model** | | | | | | | | | |
| X | Special / customer specified | | | | | | | | |

Technical details may vary based on configuration or application! Technical data subject to change without notice!

## B30

Push button
installed Pos. 1 - 8 +11
Rocker switch
installed Pos. 9+10

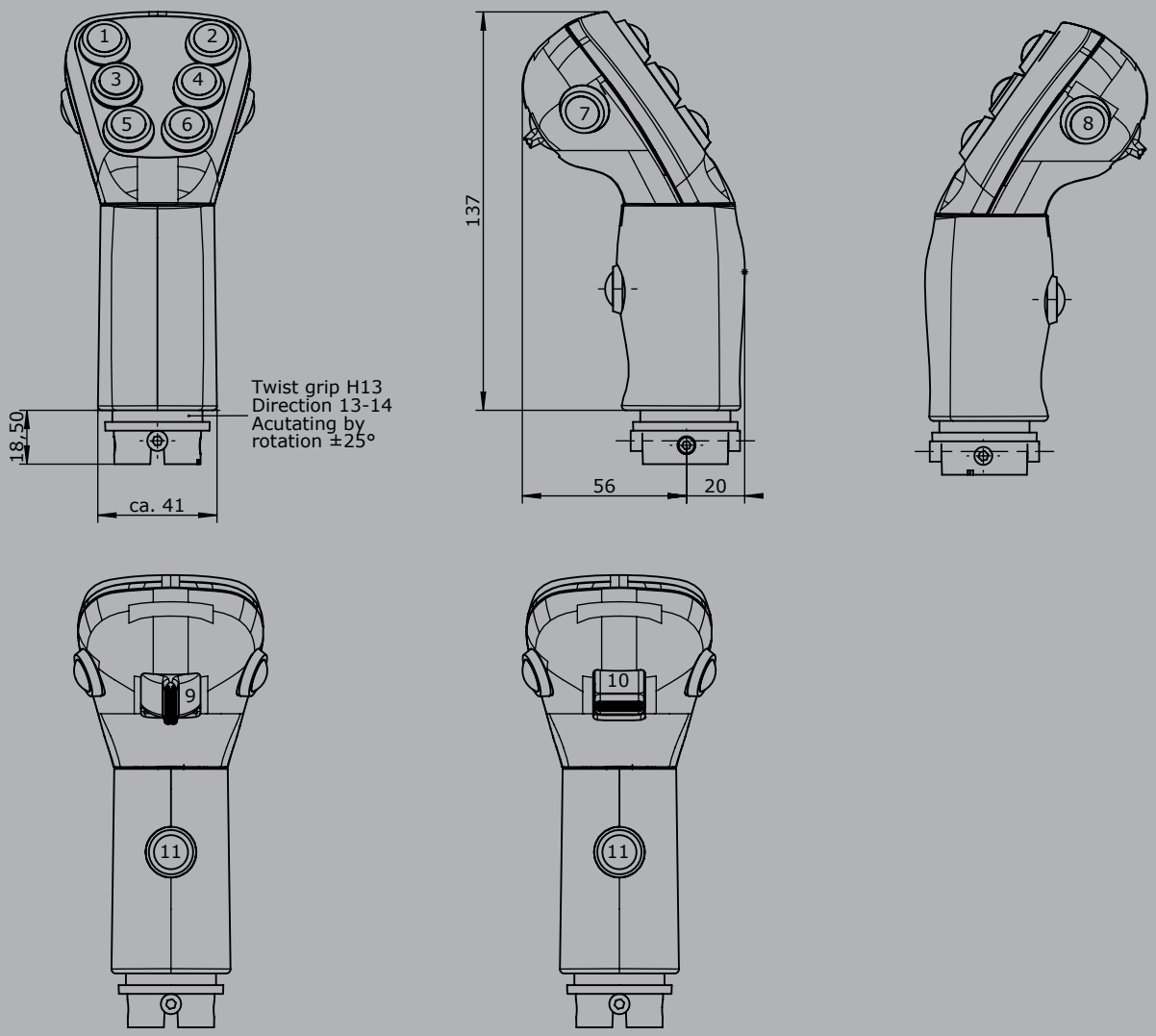


Edition:
installed Pos. 3+1
Rocker switch
installed Pos. 2+4
Rocker switch

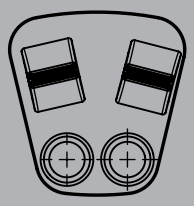

Edition:
installed Pos. 3+1
Sliding switch
installed Pos. 2+4
Rocker switch

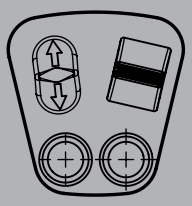

Edition:
installed Pos. 2+4
Multi-axis controller V21
installed Pos. 5+6
Rocker switch

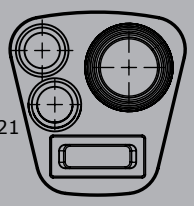

Technical details may vary based on configuration or application! Technical data subject to change without notice!