

Type HT11...

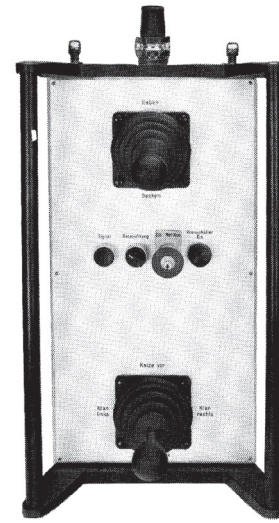
The pedant control units HT 1 and HT 2 contain the control and monitoring devices.

The units are easy to grasp and are protected against damage and unintentional operation of the controls.

Cable entry has anti-kink protection and strain relief. The pedants are made of sheet steel.

Device arrangements:

HT 11	max. 12 command or indicating devices	double-row
HT 12	max. 16 command or indicating devices	double-row
HT 13	max. 20 command or indicating devices	double-row
HT 21	max. 32 command or indicating devices	four-row
HT 22	max. 40 command or indicating devices	four-row



Type HT21...

The multi-axis controller V 11 with 2 x 6 contacts to take away the mounting positions of 6 command or indicating devices.

The multi-axis controller V 62 with 2 x 6 contacts to take away the mounting positions of 8 command or indicating devices.

Surface treatment: Anti-corrosion primer, top coat: 2 coats of epoxy-resin paint, standard colour RAL 7032 pebble-grey, textured varnish

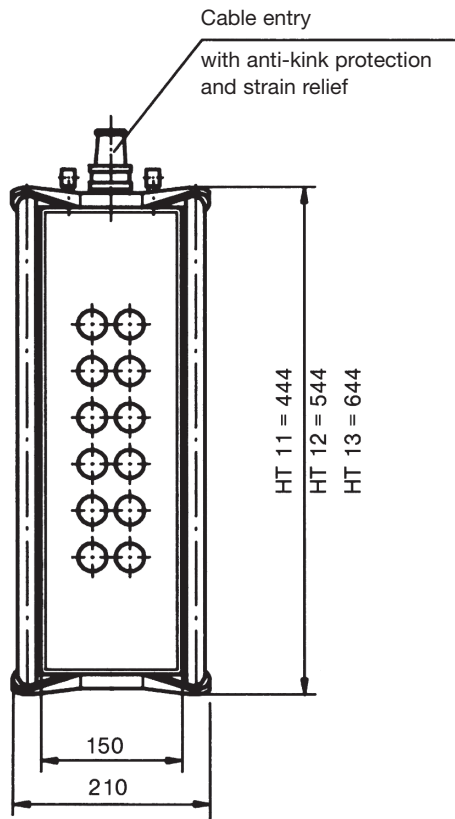
Permissible ambient temperature      Operation -40° C to +60° C  
Storage -50° C to +80° C

Climate resistance  
Damp heat constant                      IEC 60068-2-78  
Damp heat cyclic                          IEC 60068-2-30  
Degree of protection                      IP 54 IEC/EN 60529

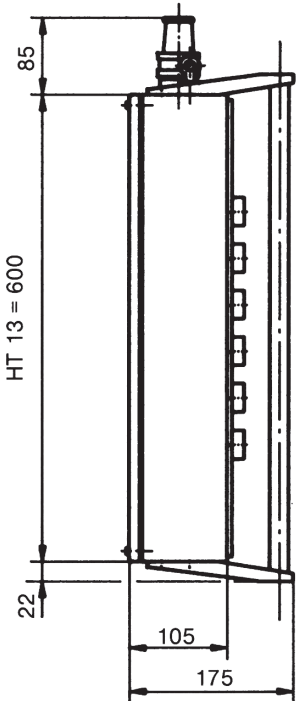
Pos.				Weight kg	Type	Price EURO
1	Pedant control unit	150 x 400 x 105 mm		3,5	HT 11	
2	Pedant control unit	150 x 500 x 105 mm		4,0	HT 12	
3	Pedant control unit	150 x 600 x 105 mm		4,5	HT 13	
4						
5	Pedant control unit	260 x 500 x 105 mm		4,5	HT 21	
6	Pedant control unit	260 x 600 x 105 mm		5,0	HT 22	
7						
8						
9						
10	Cable entry M 32 with anti-kink protection and strain relief	cable 11 – 21 mm				
11	Cable entry M 40 with anti-kink protection and strain relief	cable 19 – 28 mm				
13	Cable entry M 50 with anti-kink protection and strain relief	cable 27 – 35 mm				
14						
15	Multi-axis controller V 6 or V 11	see catalog 1/100	1/110			
16	Control-switch		see catalog 1/230			
17	Command and indicating devices		see catalog 1/360			
18						
19						
20	Terminal block 2,5 mm <sup>2</sup> without wiring		each terminal		KL	
21	Terminal block 2,5 mm <sup>2</sup> with wiring wire 1 mm <sup>2</sup>		each terminal		KL	
22						
23						
24						
25	Eloxal aluminium front plate silvery for HT 1					
26	Eloxal aluminium front plate silvery for HT 2					
27	Indicating labels not engraved with 2 or 4 arrows					
28	Engraving, each 10 characters					



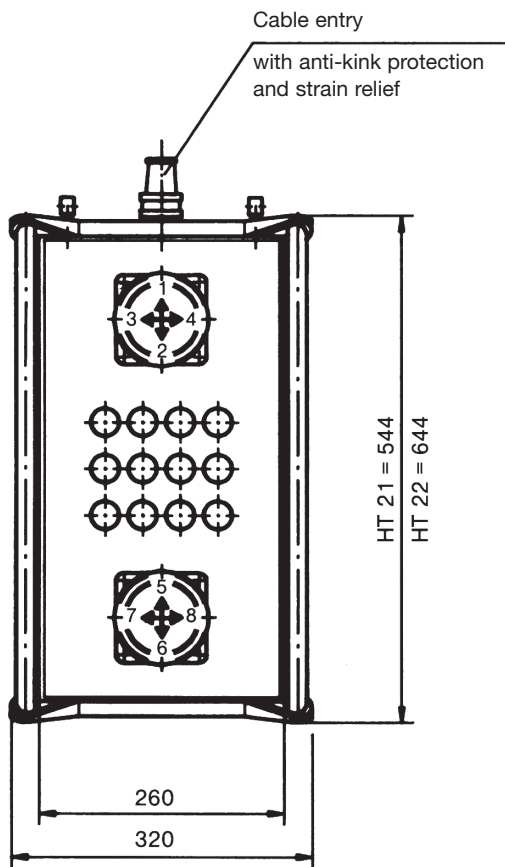
HT 1  
Protection IP 54



HT 11 = 400  
HT 12 = 500  
HT 13 = 600



HT 2  
Protection IP 54



HT 21 = 500  
HT 22 = 600

